



FONTAINEBLEAU

MIAMI BEACH

FONTAINEBLEAU CONFERENCE CENTER



FACTS AT A GLANCE

LOCATION

- 12 miles from Miami International Airport
- 28 miles from Fort Lauderdale - Hollywood International Airport

GUESTROOMS & SUITES

- 1,504 guestrooms and suites
- Variety of spacious suites including the Trésor Tower Penthouse, featuring two 4,500 square foot, five-bedroom, five-and-a-half bath penthouses; Versailles Hospitality Suites

MEETING SPACE

- 107,000 square feet
- 31,340-square-foot ballroom
- 42,000 square feet of pre-function space
- 58 total meeting rooms
- 51,000 square feet of outdoor function space

AMENITIES

- 12 fine dining and casual restaurants— Michelin-starred and AAA Four Diamond award-winning Hakkasan; Mirabella from Michelin-starred and James Beard award-winning chef Michael White; and the hotel's innovative alternative to the traditional steakhouse, Prime 54
- Legendary entertainment including world famous LIV™ Nightclub, the BleauLive Concert Series, and iconic Bleau Bar
- The Art of Fontainebleau
- Luxury 40,000-square-foot Lapis Spa & Salon
- 5,800 square-foot Gym
- Daily circuit training class, weekend yoga at the beach, complimentary beach cruisers, and a selection of non-motorized sports included with your stay
- The Shops at Fontainebleau
- 11 pools, 33 lavish cabanas, beach with water sports, Fontainebleau Marina
- Golf and tennis nearby

FONTAINEBLEAU CONFERENCE CENTER

FIFTH FLOOR - VERSAILLES

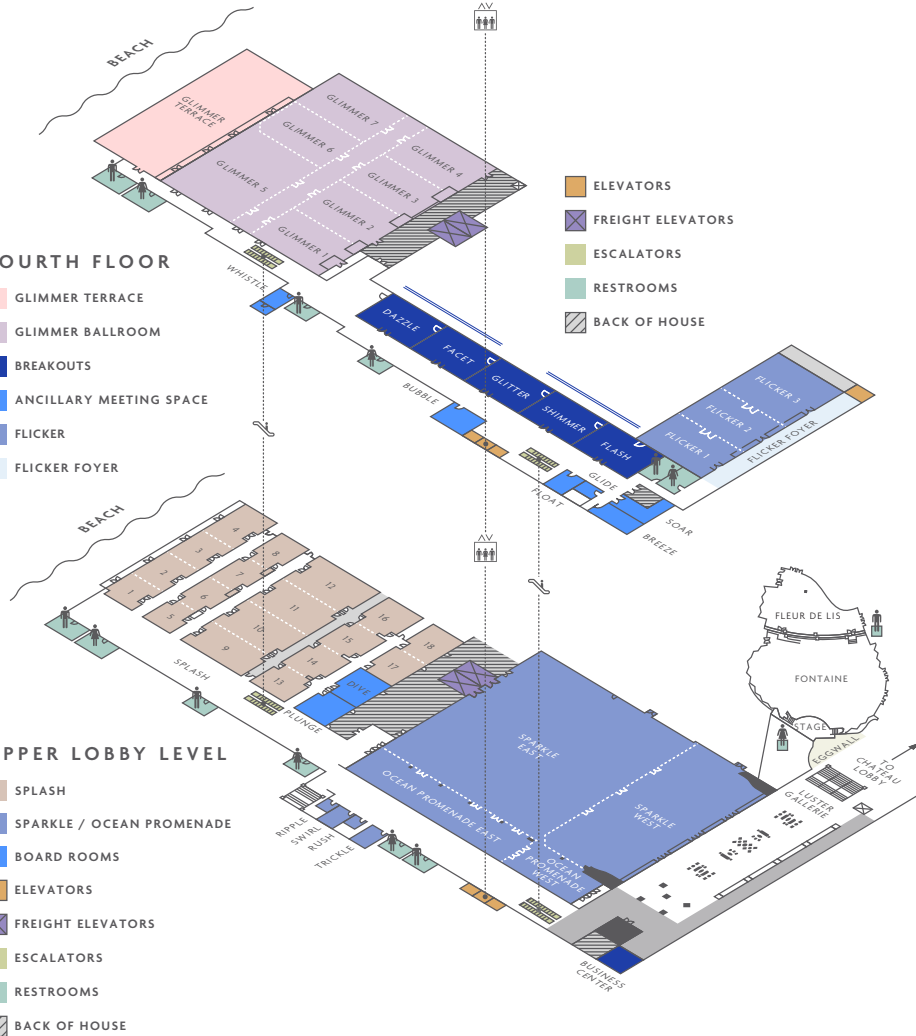
- CONFERENCE SUITE A
- CONFERENCE SUITE
- ELEVATORS
- RESTROOMS
- BACK OF HOUSE



FOURTH FLOOR

- GLIMMER TERRACE
- GLIMMER BALLROOM
- BREAKOUTS
- ANCILLARY MEETING SPACE
- FLICKER
- FLICKER FOYER

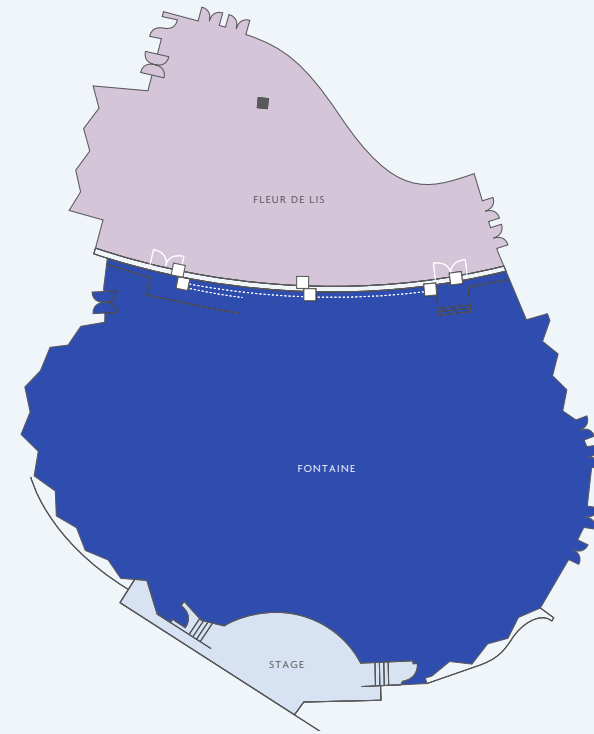
- ELEVATORS
- FREIGHT ELEVATORS
- ESCALATORS
- RESTROOMS
- BACK OF HOUSE



UPPER LOBBY LEVEL

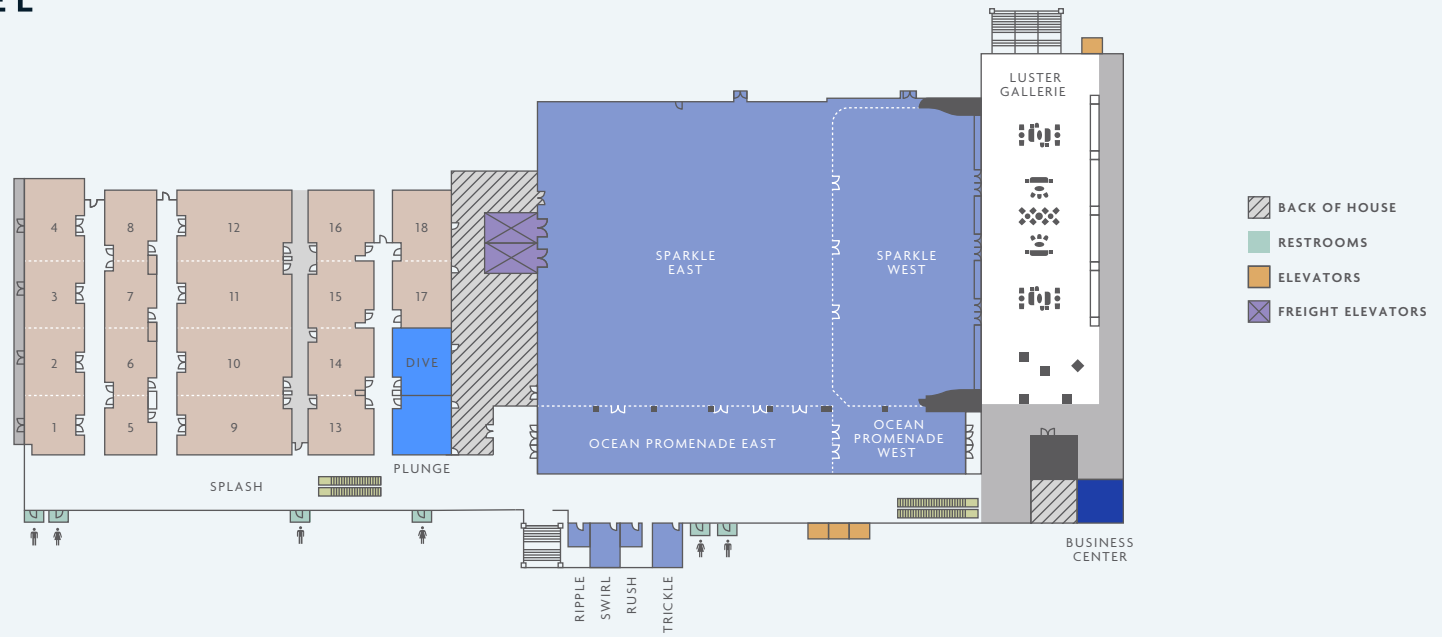
- SPLASH
- SPARKLE / OCEAN PROMENADE
- BOARD ROOMS
- ELEVATORS
- FREIGHT ELEVATORS
- ESCALATORS
- RESTROOMS
- BACK OF HOUSE

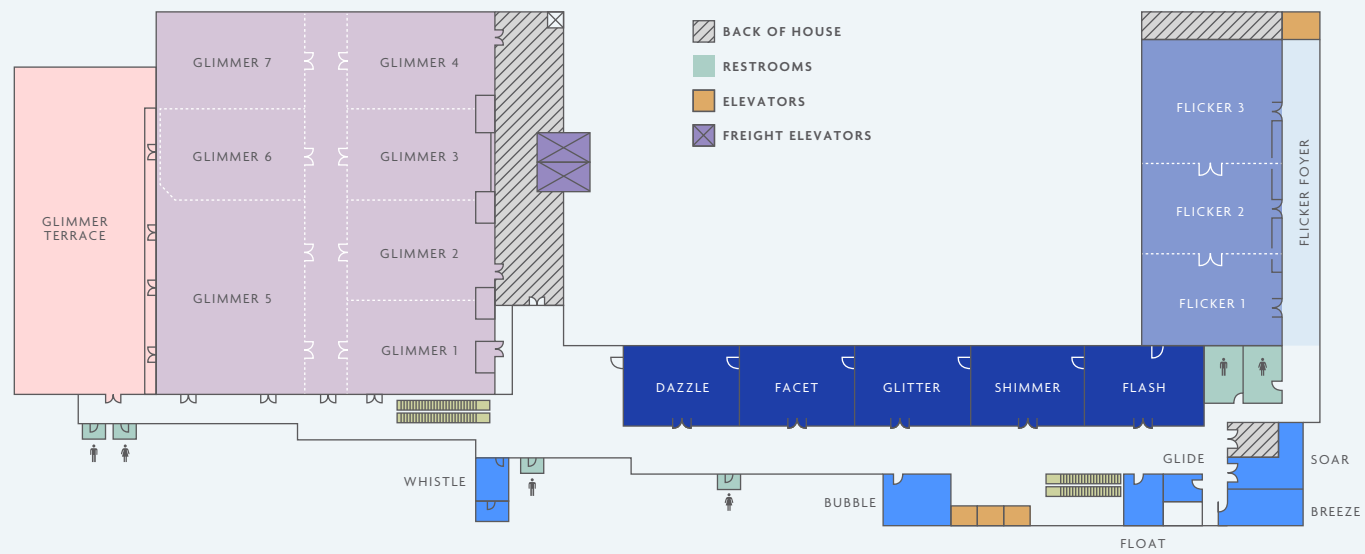
LOBBY LEVEL



	SQUARE FEET	LENGTH IN FEET	WIDTH IN FEET	CEILING HEIGHT	THEATER	CLASSROOM 3 PER 6'	BANQUET 10 PER 72" ROUND	RECEPTION	CONFERENCE	U-SHAPE TABLE	HOLLOW SQUARE	BOOTH 10X10	BOOTH 8X10
FONTAINE	8,580	127'5"	76'6"	17'	594	420	460	595	82	82	120	39	46
FLEUR DE LIS	3,625	96'6"	53'11"	16'	240	160	190	241	46	54	66	14	18
FONTAINE/FLEUR DE LIS	12,221	127'5"	130'5"	17'	836	552	660	836	-	-	-	53	64
STAGE DIMENSION													
OVERALL SQUARE FOOTAGE:	42' FROM BOTTOM OF STAGE STEPS RIGHT TO BOTTOM OF STAGE STEPS LEFT												
SQUARE FOOTAGE:	31' 9" JUST THE STAGE NOT INCLUDING STEPS												
DEPTH OF STAGE RIGHT:	11' 6"												
DEPTH OF STAGE LEFT:	13' 7"												
DEPTH OF CENTER STAGE:	19' 6"												

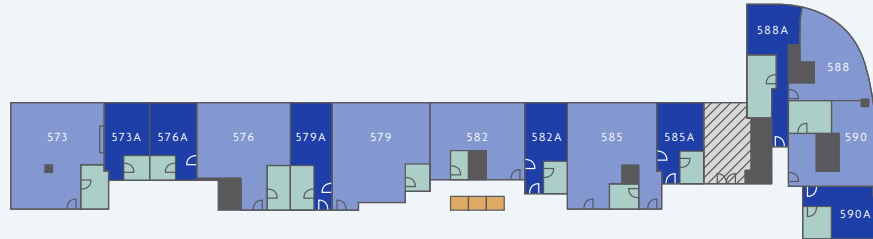
UPPER LOBBY LEVEL





FOURTH FLOOR

FIFTH FLOOR - VERSAILLES



- CONFERENCE SUITE A
- CONFERENCE SUITE
- RESTROOM
- BACK OF HOUSE

OUTDOOR



	SQUARE FEET	LENGTH IN FEET	WIDTH IN FEET	CEILING HEIGHT	THEATER	CLASSROOM 3 PER 6'	BANQUET ROUND	RECEPTION	CONFERENCE	U-SHAPE TABLE	HOLLOW SQUARE
CONFERENCE SUITE 573	714	30'10"	28'1"	8'	-	18	20	15	20	20	22
CONFERENCE SUITE 573A	120	12'	10'	-	-	-	1	-	-	-	-
CONFERENCE SUITE 576	610	22'7"	28'2"	8'	-	18	20	15	20	20	22
CONFERENCE SUITE 576A	130	13'	10'	-	-	-	1	-	-	-	-
CONFERENCE SUITE 579*	650	29'10"	28'3"	8'	-	18	24	15	22	20	22
CONFERENCE SUITE 579A	216	18'	12'	-	-	-	1	-	-	-	-
CONFERENCE SUITE 582*	445	18'2"	28'8"	8'	-	-	16	15	10	-	-
CONFERENCE SUITE 582A	156	13'	12'	-	-	-	1	-	-	-	-
CONFERENCE SUITE 585*	694	29'7"	27'6"	8'	-	12	24	15	22	20	20
CONFERENCE SUITE 585A	140	14'	10'	-	-	-	1	-	-	-	-
CONFERENCE SUITE 588	548	22'11"	26'2"	8'	-	-	10	15	16	11	14
CONFERENCE SUITE 588A	182	14'	13'	-	-	-	1	-	-	-	-
CONFERENCE SUITE 590	430	24'6"	26'	8'	-	-	20	15	10	-	-
CONFERENCE SUITE 590A	130	13'	10'	-	-	-	1	-	-	-	-

*Suite has two access points, both from corridor.

	SQUARE FEET	LENGTH IN FEET	WIDTH IN FEET	BANQUET 10 PER 72" ROUND	RECEPTION
FONTAINEBLEAU BEACH	Flexible*	-	-	-	-
ARKADIA POOL DECK	2,825*	-	-	-	180
LA CÔTE LAWN	6,000*	115'	49'	350	450
OCEAN LAWN	8,000*	160'	50'	400	500
TROPEZ LAWN	16,000*	164'	125'	700	1000
SEA GREEN LAWN	4,000*	121'	71'	200	200
LAPIS CIRCLE	1,750*	66'	66'	60	75
BLEAULIVE STAGE	1,200*	LEFT - 18.6' RIGHT - 25'	45'	-	-

*Outdoor function space capacities represent usable space, with consideration for adjacent fire egress.

*Inquire with your Convention Services Manager

Square feet figures represent usable space area. Length x width calculation does not necessarily equate to usable space. Capacity figures indicated represent maximum number of people allowed in a meeting space as determined by the Fire Marshall. Although certain spaces allow for higher capacities, additional occupants may not be permitted due to building egress. Capacity figures denote maximum set capacity and do not consider additional space for staging, audio visual, buffet tables, etc.

FOURTH FLOOR

	SQUARE FEET	LENGTH IN FEET	WIDTH IN FEET	CEILING HEIGHT	THEATER	CLASSROOM 3 PER 6'	BANQUET 10 PER 72"	RECEPTION	CONFERENCE	U-SHAPE TABLE	HOLLOW SQUARE	BOOTH 10X10	BOOTH 8X10
FLICKER 1	1,691	34'1"	52'7"	11'	140	108	100	118	36	46	60	8	10
FLICKER 2	1,718	34'11"	49'1"	11'	140	108	100	112	39	46	60	8	10
FLICKER 3	1,941	38'9"	52'7"	11'	140	108	110	136	36	46	60	9	11
FLICKER 1/2	3,425	69'4"	52'7"	11'	280	216	220	230	60	72	90	17	21
FLICKER 1/2/3	5,372	108'2"	52'7"	11'	420	342	280	366	-	-	-	26	32
FLICKER 2/3	3,672	74'	52'7"	11'	280	234	240	248	60	72	90	18	22
FLICKER FOYER	1,940	168'1"	9'3"	14'	-	-	-	-	-	-	-	-	-
FLASH	1,305	44'8"	29'10"	9'	110	76	80	82	36	40	44	-	-
SHIMMER	1,219	44'5"	28'1"	9'	110	76	80	82	36	40	44	-	-
GLITTER	1,239	45'	28'11"	9'	110	76	80	83	36	40	44	-	-
FACET	1,220	44'4"	28'3"	9'	110	76	80	84	36	40	44	-	-
DAZZLE	1,137	41'7"	28'5"	9'	100	66	70	77	36	40	44	-	-
SOAR	415	27'2"	24'9"	8'	16	9	16	-	16	15	16	-	-
BREEZE	388	33'6"	13'10"	8'	-	-	16	-	16	15	18	-	-
GLIDE	128	14'3"	10'5"	8'	-	-	-	-	-	-	-	-	-
FLOAT	250	18'9"	14'3"	8'	-	-	10	-	10	9	12	-	-
WHISTLE	181	14'11"	12'4"	8'	-	-	8	-	-	-	-	-	-
BUBBLE	424	25'3"	17'8"	8'	30	12	20	-	16	17	18	-	-

	SQUARE FEET	LENGTH IN FEET	WIDTH IN FEET	CEILING HEIGHT	THEATER	CLASSROOM 3 PER 6'	BANQUET 10 PER 72"	RECEPTION	CONFERENCE	U-SHAPE TABLE	HOLLOW SQUARE	BOOTH 10X10	BOOTH 8X10
GLIMMER BALLROOM	18,786	145'8"	132'	15'	1,210	900	1,200	1,266	-	-	-	92	115
GLIMMER 1	1,879	34'7"	56'10"	15'	150	108	110	129	46	48	60	11	14
GLIMMER 2	2,028	37'1"	56'10"	15'	150	108	110	137	46	48	60	13	16
GLIMMER 3	1,987	37'5"	57'2"	15'	150	108	110	134	46	48	60	12	15
GLIMMER 4	2,078	37'6"	57'	15'	150	108	120	140	46	48	60	13	16
GLIMMER 5	4,198	70'6"	58'9"	15'	392	220	240	281	58	72	92	26	32
GLIMMER 6	2,046	37'4"	56'1"	15'	140	108	110	137	46	48	60	13	16
GLIMMER 7	2,130	37'4"	58'9"	15'	140	108	120	143	46	48	60	13	16
GLIMMER 1/2	3,906	72'10"	56'10"	15'	300	216	200	266	62	80	96	24	30
GLIMMER 1/2/3	5,894	110'5"	57'2"	15'	525	300	300	400	100	105	114	38	47
GLIMMER 1/2/3/4	7,971	145'8"	57'2"	15'	600	414	420	540	-	-	-	50	62
GLIMMER 1/2/3/4 + CORRIDOR	10,321	145'8"	72'9"	15'	700	552	520	540	-	-	-	50	62
GLIMMER 2/3	4,015	74'9"	57'2"	15'	300	216	200	271	62	80	100	24	30
GLIMMER 2/3/4	6,093	112'6"	57'2"	15'	450	324	300	411	-	-	-	39	49
GLIMMER 3/4	4,065	75'2"	57'2"	15'	300	216	200	274	62	80	96	26	32
GLIMMER 5/6	6,332	108'2"	58'9"	15'	532	300	340	418	-	-	-	40	50
GLIMMER 5/6/7	8,378	145'8"	58'9"	15'	672	540	440	561	-	-	-	52	65
GLIMMER 5/6/7 + CORRIDOR	10,759	145'8"	74'10"	15'	720	720	550	580	-	-	-	59	75
GLIMMER 6/7	4,175	75'2"	58'9"	15'	280	216	240	274	64	81	102	26	32
GLIMMER CORRIDOR	2,479	148'5"	16'	15'	-	-	-	-	-	-	-	-	-
GLIMMER TERRACE	6,801	123'9"	55'	-	-	-	300	520	-	-	-	-	-

	SQUARE FEET	LENGTH IN FEET	WIDTH IN FEET	CEILING HEIGHT	THEATER	CLASSROOM 3 PER 6'	BANQUET 10 PER 72"	RECEPTION	CONFERENCE	U-SHAPE TABLE	HOLLOW SQUARE	BOOTH 10X10	BOOTH 8X10
LUSTER GALLERIE	10,067	67'1"	155'3"	13'	-	-	-	700	-	-	-	-	-
SPARKLE BALLROOM	31,340	164'19'11"	22'	2,128	1,728	1,900	2,128	-	-	-	155	193	-
SPARKLE EAST	17,113	134'5"	128'5"	22'	1,200	912	1,200	1,200	-	-	-	85	106
SPARKLE WEST	8,619	137'4"	65'2"	18'	546	450	540	546	-	-	-	42	53
SPARKLE BALLROOM E & W	25,778	194'	137'4"	22'	1,746	1,524	1,740	1,746	-	-	-	125	156
SPARKLE E & OCEAN PROMENADE E	20,885	164'	128'5"	22'-13'	1,460	1,060	1,300	1,460	-	-	-	100	125
SPARKLE W & OCEAN PROMENADE W	10,418	167'	65'2"	18'-13'	-	-	640	662	-	-	-	50	62
OCEAN PROMENADE E	3,728	127'8"	29'4"	13'	260	138	220	260	-	-	-	18	23
OCEAN PROMENADE W	1,785	62'10"	29'4"	13'	112	66	90	116	52	55	62	8	10
OCEAN PROMENADE E & W	5,523	191'10"	29'4"	13'	376	228	310	376	-	-	-	27	34
SPLASH 1	520	26'4"	21'10"	11'	34	18	40	35	22	21	24	-	-
SPLASH 2	582	29'8"	21'10"	11'	38	25	40	39	24	21	24	-	-
SPLASH 3	582	29'8"	21'10"	11'	38	25	40	39	24	21	24	-	-
SPLASH 4	869	40'11"	21'10"	11'	60	48	40	60	36	36	40	-	-
SPLASH 1/2	1,108	56'4"	21'10"	11'	74	50	60	74	50	50	56	-	-
SPLASH 1/2/3	1,697	86'4"	21'10"	11'	112	82	90	113	-	-	-	-	-
SPLASH 1/2/3/4	2,572	127'9"	21'10"	11'	172	137	130	173	-	-	-	-	-
SPLASH 2/3	1,170	59'8"	21'10"	11'	78	57	60	78	52	52	52	-	-
SPLASH 2/3/4	2,046	101'	21'10"	11'	138	112	100	138	-	-	-	-	-
SPLASH 3/4	1,458	71'	21'10"	11'	98	80	70	99	64	64	66	-	-
SPLASH 5	493	25'6"	22'3"	9'	32	18	30	33	22	17	22	-	-
SPLASH 6	580	29'8"	22'3"	9'	38	25	30	39	22	23	28	-	-
SPLASH 7	556	27'7"	22'3"	9'	38	25	30	38	22	23	22	-	-
SPLASH 8	651	33'	22'3"	9'	44	30	40	44	28	24	28	-	-
SPLASH 5/6	1,077	55'5"	22'3"	9'	72	50	70	72	46	39	46	-	-
SPLASH 5/6/7	1,639	83'5"	22'3"	9'	110	82	100	110	-	-	-	-	-
SPLASH 5/6/7/8	2,295	116'9"	22'3"	9'	152	119	140	152	-	-	-	-	-
SPLASH 6/7	1,142	57'8"	22'3"	9'	76	60	70	77	46	39	46	-	-
SPLASH 6/7/8	1,798	90'11"	22'3"	9'	120	100	110	121	-	-	-	-	-
SPLASH 7/8	1,212	60'11"	22'3"	9'	82	65	80	82	52	45	48	-	-

	SQUARE FEET	LENGTH IN FEET	WIDTH IN FEET	CEILING HEIGHT	THEATER	CLASSROOM 3 PER 6'	BANQUET 10 PER 72"	RECEPTION	CONFERENCE	U-SHAPE TABLE	HOLLOW SQUARE	BOOTH 10X10	BOOTH 8X10
TRICKLE	243	18'8"	13'4"	8'	12	9	10	-	10	-	-	-	-
RUSH	89	8'10"	10'3"	8'	-	-	-	-	-	-	-	-	-
SWIRL	226	12'4"	18'7"	8'	12	9	10	-	10	-	-	-	-
RIPPLE	90	9'2"	10'3"	8'	-	-	-	-	-	-	-	-	-
REFLECT	1,250	55'	20'	7'4"	120	60	90	90	44	44	48	-	-
PLUNGE BOARDROOM	606	26'11"	22'7"	9'	-	-	-	-	16	-	-	-	-
DIVE BOARDROOM	673	29'3"	22'7"	9'	-	-	-	-	16	-	-	-	-
SPLASH 9	1,185	27'2"	47'	11'	90	61	80	80	38	35	46	-	-
SPLASH 10	1,284	29'8"	47'	11'	90	70	80	87	38	35	46	-	-
SPLASH 11	1,303	29'9"	47'	11'	90	70	80	88	38	35	46	-	-
SPLASH 12	1,108	28'8"	47'	11'	90	78	80	90	38	35	46	-	-
SPLASH 9/10	2,487	57'2"	47'	11'	180	132	160	167	50	53	70	12	15
SPLASH 9/10/11	3,784	87'3"	47'	11'	270	204	240	255	80	92	106	18	23
SPLASH 9/10/11/12	5,194	116'3"	47'	11'	360	276	320	345	-	-	-	24	30
SPLASH 10/11	2,615	59'9"	47'	11'	180	132	170	175	50	53	70	13	16
SPLASH 10/11/12	3,972	88'9"	47'	11'	270	204	240	265	80	92	106	19	24
SPLASH 11/12	2,660	58'9"	47'	11'	180	132	160	178	50	53	70	13	16
SPLASH 13	600	24'3"	28'5"	9'	40	20	30	40	20	21	24	-	-
SPLASH 14	740	29'8"	28'5"	9'	50	38	50	51	24	21	24	-	-
SPLASH 15	744	29'8"	28'5"	9'	50	38	50	51	24	21	24	-	-
SPLASH 16	831	32'4"	28'5"	9'	56	43	50	57	28	27	30	-	-
SPLASH 13/14	1,346	54'3"	28'5"	9'	90	53	70	91	46	46	50	-	-
SPLASH 13/14/15	2,097	84'3"	28'5"	9'	142	80	110	142	-	-	-	-	-
SPLASH 13/14/15/16	2,934	116'11"	28'5"	9'	198	125	160	198	-	-	-	-	-
SPLASH 14/15	1,491	59'8"	28'5"	9'	102	71	80	102	52	52	56	-	-
SPLASH 14/15/16	2,328	92'4"	28'5"	9'	158	110	130	159	-	-	-	-	-
SPLASH 15/16	1,581	62'4"	28'5"	9'	108	93	90	108	52	52	56	-	-
SPLASH 17	644	28'1"	24'6"	9'	42	35	40	43	26	26	30	-	-
SPLASH 18	695	30'10"	24'6"	9'	46	35	40	47	26	26	30	-	-
SPLASH 17/18	1,347	59'3"	24'6"	9'	90	64	90	90	52	52	56	-	-



FONTAINEBLEAU MIAMI BEACH

4441 COLLINS AVENUE MIAMI BEACH FL 33140 305-535-3255 FONTAINEBLEAU.COM